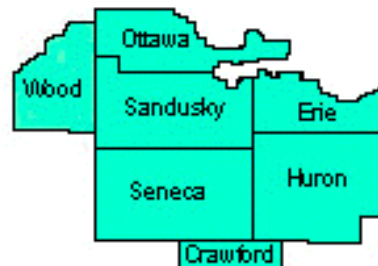


NOECA's Library News



A Big Cheer for...

INFOhio's ER Vendor 2002 Preview

A big cheer for INFOhio's Electronic Resources Task Force!

For the fifth consecutive year the task force has coordinated the ER Vendor Preview for purchase consideration which can be accessed through INFOhio Central at:

<http://www.infohio.org/er/preview2002.htm>

Inside this issue:

A Big Cheer for...	1
Did You Know	2
Resources for...	2
Tips of the "Day"	3
Let's have Fun	3
Coming Soon	4

Links to each vendor page provides:

- ❖ A Product overview
- ❖ Any username and password necessary for the preview period
- ❖ Contacts for technical support
- ❖ Additional Product information

Watch for "Mini Spotlights" that will be posted Tuesdays through Thursdays during this vendor preview. These spotlights will help guide the review process.

Complete pricing and ordering information was mailed to each school early January 2002. If you did not receive a copy contact central@infohio.org

Vendors include:
 ABC-CLIO Schools
 Bigchalk.com
 Current History Magazine
 The Gale Group
 Grolier Online
 SIRS Knowledge Source
 World Book Online
 And many, many more!

Students, Classroom teachers, library media specialists, other school personnel, and parents are encouraged to preview the resources from January 15 – March 15.

All pre-viewers are encouraged to complete a brief online evaluation form that is linked from the vendor page.

Note: A product in the Preview does NOT imply INFOhio endorsement – the preview is for evaluation purposes only



Did You Know?

New Library Reports Menu

Many of you have noticed that the Reports menu and many of the reports have changed.

The changes were made to make the menus and reports consistent across Ohio.

Surveys were taken of needed reports and a Reports Committee worked with this information combining and creating needed reports this past summer (2001).

To view or print tip sheets on generating reports and understanding the reports that are produced, go to:
http://www.sparcc.org/www/spacial/new_reports.html


(Continued)

To understand printing your newly produced reports through SPRINT:

<http://www.noeca.esu.k12.oh.us/infolio/policy/print.pdf>

The new menu includes a "Local (Customized)" menu for reports that have been created locally (the ones we can't "live" without!).

Tip sheets for the local reports are currently being created and will be posted on the NOECA Library Services.



LSTA Automation Grant

The FY02 LSTA Automation Grant cycle is now open. Automation grants are due at the State Library March 13, 2002.

On the State Library of Ohio Web site:
<http://winslo.state.oh.us/publib/lstaauto.html>

You can find information such as:

- ❖ General Information
- ❖ Grant Writing and Review Information
- ❖ Tips and Samples
- ❖ Reporting Information

Note: If you will be requesting MultiLIS library automation through NOECA, please contact us for a letter of acceptance to be included in your automation proposal.

Resources for the Library - Internet Links

Martin Luther King

<http://www.stanford.edu/group/King/>

Abraham Lincoln

<http://showcase.netins.net/web/creative/lincoln.html>

George Washington

<http://www.ipl.org/ref/POTUS/gwashington.html>

Multi cultural calendar

<http://www.kidlink.org/KIDPROJ/MCC/>

Library of Congress – America's Story from America's Library

<http://www.americaslibrary.gov>

Spring Fun

<http://www.kidsdomain.com/holiday/spring/index.html>

Tips of the “Day”



Tip 1

When using SPRINT to print a report you can use an asterisk (*) in place of letters and numbers in the report name.

For example:

If the report is notices.txt you can enter n*.txt or even *.txt

This is extremely helpful if you are unsure of the spelling of a report name or can't remember the name (*. * is good for that).



Tip 2

When producing a report make sure all fields are filled in with your criteria or the default criteria. You can press the F7 key for help on each field.

When entering grade ranges, there must be a zero in front of any one digit numbers (such as 01). The report will not produce the desired results otherwise.

Use the “execute now in the background” when you are ready to run the report (for barcodes and spine labels, use “execute interactively”).



Tip 3

When searching the MultiLIS catalog, library staff can press PF3 to sort the listing alphabetically.

There are also other useful keys listed along the bottom of the screens in MultiLIS.



Tip 4



Hint from Jackie at Margareta
IF an email says: "PASS THIS TO EVERYONE YOU KNOW..."
Please Check it before you send it at...

<http://HoaxBusters.ciac.org/>

<http://www.netsquirrel.com/combatkit/>

<http://urbanlegends.miningco.com/library/blhoax.htm>

From Lisa: try <http://www.truthorfiction.com> too.

Playtime

Fun for students and educators. Enjoy free software tutorials and high-quality online courses at actden (Digital Education Network) <http://www.actden.com/>

Visit the CYBERKitchen at Shape Up America! <http://www.shapeup.org/>

Check out the “Library and Archival Exhibitions on the Web,” a project of the Smithsonian Institute Libraries: <http://www.sil.si.edu/SILPublications/Online-Exhibitions/>

Coming Soon

INFOhio State User's Meeting

Wednesday, January 30
Columbus, OH
10:00 a.m. to 2:00 p.m.

The day has dawned in Ohio where any library user can request an item from any Ohio library and check it out from the user's home library -- whether that home library is a public, school, academic, or special library.

MORE – Moving Ohio Resources Everywhere, is a live system and open for DRA Classic, MultiLIS, and Dynix libraries to join. See the system in action and learn how school libraries can participate in this exciting project.

For cost and registration information, go to:

http://www.infohio.org/form/State_Users_Group_Meeting.asp

Information Literacy Skills Workshops

R & R for Academic Excellence


How to use the INFOhio Electronic Resources and the Web for Reference and Research.

Workshops for School Library Media Specialists and Classroom Teachers, Grades 4 through 12, are being held in February, March, and April 2002.

Instructors are Dr. Greg Byerly and Dr. Carolyn S. Brodie.

Information on cost and registration, go to:

http://www.infohio.org/ID/InfoLit_workshops/R&R.htm



Bigchalk ProQuest SiteBuilder training

February 15
EHOVE Career Center
8:30 am. – 11:00 am.
Or
12:00 to 2:30 pm.

This will be a hands-on training covering:

- ❖ what SiteBuilder is
- ❖ examples
- ❖ an overview of building pages
- ❖ advanced tools
- ❖ review
- ❖ additional support

To signup contact Chris or Lisa by February 7th.

There is no cost for this training.

Visit ProQuest SiteBuilder at:

<http://www.infohio.org/ER/secure/SITEBUILDER.asp>

Contact

Chris at 419-627-1439 ext.213, Chris@noeca.org
Lisa at 419-627-1439 ext. 228, Lisa@noeca.org